



CEO Message
Organization
History
Location

COMPANY

COMPANY

Night Vision Camera
Bullet Camera
Square Camera
Module Camera
Conventional Camera
Dome Camera
PTZ Camera
(KruzCam)
Optical Zoom Camera
DVR
Network Product
Industrial Camera
Accessory & Others

PRODUCT

PRODUCT

Search & Download
Catalogue
FAQ
Inquiry
Contact us
Warranty
Technical
Information

SUPPORT

SUPPORT

News &
Notice
Newsletter
Certification
Movie

PR

PR



02 PRODUCT

Night Vision Camera

- Built-in Fixed Lens
- Built-in Varifocal Lens
- Monochrome

Bullet Camera

- Colour
- Monochrome
- Digital Zoom
- Outdoor Camera

Square Camera

- Colour
- Monochrome
- Digital Zoom

Module Camera

- Colour
- Monochrome

Conventional Camera

- Colour
- Monochrome

Dome Camera

PRODUCT

Professional security solution - Be satisfied with the high quality products of KT&C

Home > Product > Dome Camera > Indoor Dome > KPC-DW955

KPC-DW955



+ zoom

- > 1/3" Sony Super HAD CCD II
- > Std. Resolution of 380TVL
- > High Resolution of 550TVL
- > Wide Algne Aluminum Dome Camera
- > Lens: 1.78mm(170° Wide Angle)
- > Pan 360° / Tilt 80°
- > Die-Casting Aluminum Dome Housing
- > Options : 1/3" Sony Exview CCD (KPC-DW955N), Digital Day&Night

Related Downloads

- Vandal Proof Dome
- IR Vandal Proof Dome
- Indoor Dome
- IR Indoor Dome

PTZ Camera (KruzCam)

- 10X Optical
- 18X Optical
- 22X Optical
- 36X Optical

Optical Zoom Camera

- 18X Optical
- 22X Optical
- 27X Optical
- 36X Optical

DVR

- Stand-alone DVR

Network Product

- IP Camera
- Video Server
- Video Manage. Software

Industrial Camera

- Analog
- Camera Link
- Firewire

Accessory & Others

- Lens
- Controller
- Bracket
- Others

SITE SEARCH

[ADVANCED SEARCH](#)

Search & Download
 Here you can download image, leaflet, manual, drawing, spec. and software

Catalogue
 Browse our catalogues
 Free Digital Edition
 Free download

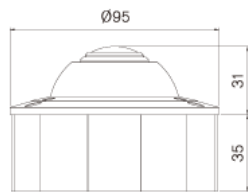
» **MOUNTING TYPE**



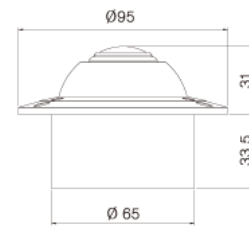
» **SPECIFICATION**

Model Name	KPC-DW955N	KPC-DW955H
Image Device	1/3" SONY Super HAD CCD	1/3" SONY Super HAD CCD II
Scanning System	2:1 Interlace	
Scanning Frequency	NTSC : 15.734 KHz(H), 59.94 Hz(V)	
	PAL : 15.625 KHz(H), 50 Hz(V)	
H. Resolution	380 TVL	550 TVL
Total Pixels	NTSC : 537(H) x 505(V)	NTSC : 811(H) x 508(V)
	PAL : 537(H) x 597(V)	PAL : 795(H) x 596(V)
Effective Pixels	NTSC : 510(H) x 482(V)	NTSC : 768(H) x 494(V)
	PAL : 500(H) x 582(V)	PAL : 752(H) x 582(V)
S/N Ratio	More than 45dB (AGC Off)	
Min. Illumination	0.5 Lux / F2.0	0.05 Lux / Faceplate
Sync. System	Internal	
Gamma	$\gamma = 0.45$	
Video Output	1.0 Vp-p Composite (75)	
Lens	170° Wide Angle Lens	
Electronic Shutter	NTSC : 1/60 ~ 100,000 sec / PAL : 1/50 ~ 100,000 sec	
Operating Temperature	14°F ~ 122°F (-10°C ~ +50°C)	
Storage Temperature	-4°F ~ 140°F (-20°C ~ +60°C)	
Humidity	Less than 80%	
Power Consumption	DC12V (±10%), Max. 140mA	DC12V (±10%), Max. 100mA
Dimensions (mm)	95Φ X 66mm	
Weight	Approx. 337g	

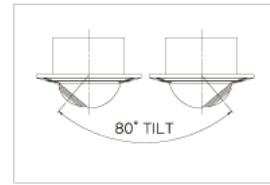
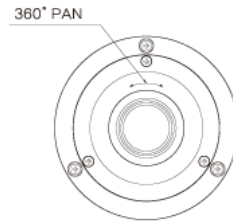
» **DIMENSIONS**



SURFACE MOUNT



IN CEILING MOUNT



LIST PRINT

Jump to:

KT&C Bldg, 487-4 Banghwa-dong, Gangseo-gu, Seoul, Korea
Tel : +82-2-3662-0118 / Fax : +82-2-3662-0116 / E-mail : ktnc@ktnc.co.kr
Copyright © 2008 KT&C Co., Ltd. All rights reserved.
Supported by ONTOIN